

UC San Diego Annual Report 2012

annualreport.ucsd.edu/2012/economicImpact.html



UC San Diego Spin-off Companies

UC San Diego is an economic engine that is driving the future of the region via these active spin-off ventures—through sales and growing workforces—which amount to an economic impact of over \$20 billion in San Diego County alone.

At a Glance

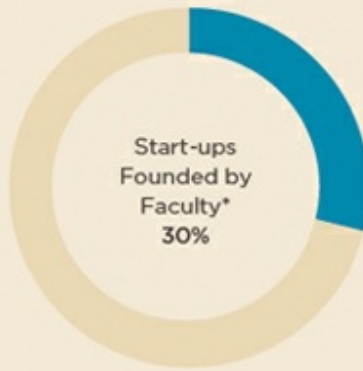
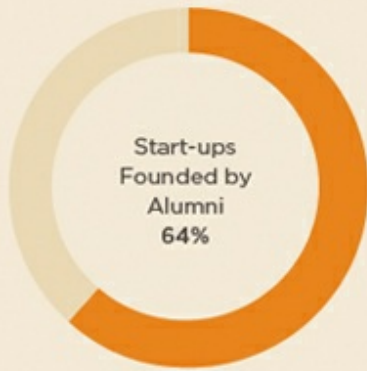
156 Active Companies in
San Diego County
Founded by UC San Diego
ALUMNI, FACULTY, and STAFF

Generating
an Estimated
\$15.3 BILLION
in Annual Sales

And Providing Jobs for
18,400
EMPLOYEES

That's over
\$20 BILLION
in Economic Impact
in San Diego County

The UC San Diego Connection



* Faculty status includes various staff and graduate student titles as well.

There is crossover in categories of those who have founded UC San Diego spin-offs; therefore the total is not 100 percent.

The Breakdown

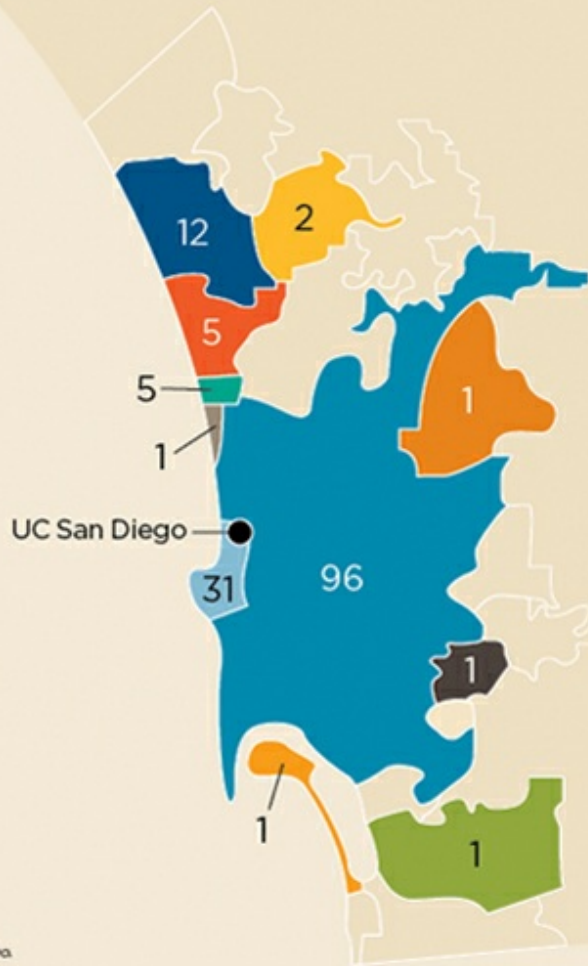


-  BioTechnology 21.2%
-  Financial, Management and Consulting Services 18.6%
-  Medicine and Health 14.7%
-  Retail 12.8%
-  Hi-Technology 12.8%
-  Computing 10.3%
-  Other 7.7%
-  Sustainability Technology and Services 1.9%

It's All about Location

Number of UC San Diego Spin-off Companies by City*

Spin-off companies originated at UC San Diego in La Jolla have a strong presence and economic impact throughout San Diego County and beyond.



* La Jolla is a designated community within the city of San Diego.

Top Five in Sales

1 Qualcomm Inc.	\$10.4 Billion	2 Life Technologies Corporation*	\$3.3 Billion
3 ViaSat, Inc.	\$628 Million	4 Cymer, Inc.	\$308 Million
5 Genoptix, Inc.	\$184 Million		

Based on Annual Sales 2009-10

* Life Technologies Corporation began as Invitrogen in 1987

Companies by Industry

UC San Diego is an economic engine that is driving the future of the region via these active spin-off ventures—through sales and growing workforces—which amount to an economic impact of over \$20 billion in San Diego County alone.

Retail

COMPANY NAME	EMPLOYEES	ANNUAL SALES
Chuoao Chocolatier, Inc.	30	\$221,000
Denfran Systems, Inc.	4	-
Emitations.com	1	\$77,000
Gravity Skateboards	12	\$1,000,000
Laserlab Inc	6	\$670,000
Mission Playground	7	\$690,000
Muttropolis, LLC	2	\$100,000
MyCats	1	\$55,000
Photometria, Inc	1	\$68,000
Precision Measurement Engineering, Inc.	6	\$300,000
R B III Associates, Inc.	210	-
Rusty Surfboards	24	-
San Pasqual Wintery, LLC	4	\$340,000
Sorrento Mesa Printing	2	\$130,000
Sparkle Farm	1	\$69,000
Surf Diva, Inc.	25	\$1,900,000
Swankpets	2	-
Taaz	-	-
Waters Fine Catering	115	\$3,900,000
With Rock Surf Camp	2	-

Computing

COMPANY NAME	EMPLOYEES	ANNUAL SALES
app2you, Inc.	3	\$250,000
Brightcloud, Inc.	-	-
Immersive Media Research	2	\$92,000
IVID Communications	-	-
Mathemagical Images	1	\$85,000

Network Digicality	1	\$85,000
Northstar Web Design	-	-
Nukona, Inc	2	\$130,000
OceanHouse Media	-	-
OpenCandy.	-	-
Ortiva Wireless, Inc.	25	4,900,000

Financial, Management, & Consulting Services

COMPANY NAME	EMPLOYEES	ANNUAL SALES
Active Motif, Inc.	40	\$4,600,000
Airsis, Inc.	25	\$3,600,000
Andrews, Lagasse, Branch and Bell, LLP	3	\$290,000
Aspire Independent Review Board	10	-
BatesnoWhite	-	-
Better Business Funding, LLC	-	-
Carlton Disante & Freduenberger	10	\$990,000
Certain Technology Ventures	-	-
Covario, Inc.	84	-
Delphi Private Advisors	-	-
Domani Investments LLC	-	-
eProcesses Consulting	2	\$170,000
Forward Ventures	15	\$1,600,000
Gaslamp Insurance Services	27	\$6,230,000
GlobeFlex Capital, L.P.	24	\$24,870,000
Huntington Capital	3	\$1,000,000
Integrity Capital, Inc.	-	-
JorgeCruise.com, Inc	2	\$110,000
Phoenix Flow Systems, Inc	4	\$420,000
Psyomics, Inc.	2	\$170,000

Regent Partners, LLC	2	\$140,000
Roger Bradley Consulting	2	\$180,000
Rore Inc	45	\$3,990,000
Sandra Dijkstra Literary Agency	5	\$190,000
Schwartz, Semerdjian, Haile, Ballard & Cauley LLP	23	\$2,300,000
Sovereign Capital	-	-
Talentsmart, Inc.	12	\$630,000
Tom Shepard & Associates, Inc.	7	-
Traversa Therapeutics	12	\$1,100,000
WebPRpro	9	\$1,200,000

Sustainability Technology and Services

COMPANY NAME	EMPLOYEES	ANNUAL SALES
San Diego EarthWorks	11	\$2,834,800
Sapphire Energy	109	\$17,900,000
Silver Wood Energy Inc	-	-

Hi-Technology

COMPANY NAME	EMPLOYEES	ANNUAL SALES
AwarePoint	40	\$5,100,000
CardioSync Technologies	2	-
Coglonics	1	\$73,000
Cymer, Inc.	820	\$307,700,000
Direct Electron, L.P	10	\$1,000,000
Elintrix	5	\$440,000
Entropic Communications	262	\$116,31,000
Insillicomed, Inc,	3	\$240,000

IQ Analog	1	\$110,000
La Jolla Networks	7	\$260,000
Machine Perception Tech, Inc.	-	-
Mushroom Networks	10	\$690,000
Neurovigil	11	\$640,000
Qualcomm, Inc.	11,850	\$10,416,000,000
SciVee	3	\$100,000
Sotera Wireless, Inc.	39	\$4,100,000
Synervate Inc.	5	-
Tempest Microsystems	16	\$1,900,000
Togabi Technologies, Inc.	-	-
ViaSat, Inc.	1,110	\$628,200,000

Medicine & Health

COMPANY NAME	EMPLOYEES	ANNUAL SALES
American Specialty Health Networks	663	\$147,000,000
Billups Rothenberg, Inc	5	\$500,000
Biological Dynamics	4	\$240,000
Celladon Corp.	10	\$1,100,000
Dance or Die	-	-
David L. Christopher, A Psychotherapy Corporation	-	-
DR Systems Inc	-	-
Dynamic Behavioral Solutions	-	-
Fit & Giggles	-	-
Genoptix, Inc.	440	\$184,380,000
GlySens, Inc.	1	\$160,000
Minnow Medical	25	\$3,300,000
Nicolas Conor Institute	-	-
PlanetX	-	-

Protein Vision, Inc.	-	-
Proveri, Inc.	2	\$200,000
Pulmosense	3	\$190,000
SanDiegoTherapist.com	-	-
Sonicboomwellness.com	7	\$850,000
TDAK Medical Inc	3	\$120,000
Timeless Age Defying Laser Clinic	4	\$410,000
Tritonics	5	\$420,000
Zacharon Pharmaceuticals, Inc.	10	\$600,000

BioTechnology

COMPANY NAME	EMPLOYEES	ANNUAL SALES
Active Motif, Inc	40	\$4,600,000
Androclus Therapeutics	3	-
Aviva Systems Biology Corporation	7	\$160,000
Biostretch Med, Inc.	1	\$100,000
BrainCells, Inc.	30	\$3,500,000
Ceregene	32	\$3,600,000
Crinetics Pharmaceuticals	\$83,000	-
Cytori Therapeutics, Inc	93	\$14,730,000
Genomatica, Inc.	18	\$2,000,000
GenWay Biotech	21	\$2,300,000
Human Biomolecular Research Institute	10	\$2,360,000
Imgenex Corp	16	\$2,840,000
ItherX Pharmaceuticals, Inc.	42	\$4,700,000
Life Technologies Corporation (formerly Invitrogen)	\$3,280,000,000	-
Lithera Inc.	9	\$920,000
Microstem	7	\$420,000
MO Bio Laboratories, Inc.	17	\$1,900,000

Nautilus Environmental LLC	18	\$1,180,000
Neostasis, Inc.	-	-
Nereus Pharmaceuticals, Inc	29	\$20,000
Opus pharmaceuticals	3	\$280,000
Quanlight	3	\$210,000
Quantitative Biosciences	6	\$290,000
Receptos	18	\$1,200,000
Rhevision Technology, Inc.	3	\$110,000
Sangart, Inc.	35	\$6,700,000
Seashell Technology, LLC	7	\$1,000,000
Senomyx	108	\$15,510,000
Sensormetrix	5	\$180,000
Sova Pharmaceuticals, Inc.	-	-
Syngen Research	1	-
Synthetic Genomics	27	-
Vical, Inc.	113	\$12,690,000

Other

COMPANY NAME	EMPLOYEES	ANNUAL SALES
AEC One Stop Group (Formerly MP3.com	-	-
Craftsman Wood Refinishing	-	-
Crystal Pyramid Productions	5	\$200,000
Kereshmeh Records	-	-
M Ship Co., LLC	10	\$840,000
Martinez + Cutri Architects	30	\$4,300,000
Music Search, Inc.	3	\$140,000
Reality Changers	4	\$720,000
SanTech Inc	1	\$150,000
Villa Musica	-	-

WaveLoch	9	\$1,200,000
Western Mineral Appraisers	-	-
